

# CENTRAL INSURANCE COMPANY LTD.

## STATEMENT OF FINANCIAL POSITION (UN-AUDITED)

As at September 30, 2022

		Sep 30, 2022	Dec 31, 2021
	<u>Note</u>	<u>Taka</u>	<u>Taka</u>
<b>A. FIXED ASSETS :</b>	2.00	1,934,354,119	1,932,877,319
<b>B. CURRENT ASSETS :</b>			
Stock of Stationery	3.00	577,548	573,567
Insurance Stamp in Hand	4.00	1,180,834	1,674,211
Investment	5.00	251,166,730	229,131,969
Interest, Dividend & Rent Outstanding	6.00	32,403,332	27,600,020
Amount due from other persons or bodies carrying on insurance business	7.00	303,094,526	244,509,418
Sundry Debtors & Advances	8.00	427,756,335	430,196,388
Cash and Cash Equivalents	9.00	772,622,900	749,262,763
<b>Total Current Assets</b>		<b>1,788,802,205</b>	<b>1,682,948,336</b>
<b>C. CURRENT LIABILITIES :</b>			
Sundry Creditors	10.00	708,728,344	617,860,752
Amount due to other persons or bodies carrying on insurance business	11.00	157,338,678	138,609,462
Dividend Payable		9,144,378	6,109,912
Estimated liability in respect of outstanding claims whether due or intimated	12.00	30,524,955	33,066,396
Balance of Fund & Account	13.00	141,559,059	139,671,757
Deposit Premium	14.00	51,697,087	57,866,227
<b>Total Current Liabilities</b>		<b>1,098,992,501</b>	<b>993,184,506</b>
<b>D. NET WORKING CAPITAL (B-C)</b>		<b>689,809,704</b>	<b>689,763,830</b>
<b>E. NET ASSETS (A+D)</b>		<b>2,624,163,823</b>	<b>2,622,641,149</b>
<b>F. FINANCED BY :</b>			
Share Capital	15.00	531,448,230	531,448,230
Share Premium	16.00	56,167,900	56,167,900
Reserve or Contingency Account	17.00	1,907,359,011	1,887,417,619
Retained Earnings		129,188,682	147,607,400
<b>Total Shareholders' Equity</b>		<b>2,624,163,823</b>	<b>2,622,641,149</b>
<b>G. Net Assets Value Per Share of Tk. 10 each (With Revaluation)</b>	18.00	49.38	49.35
Net Assets Value Per Share of Tk. 10 each (Without Revaluation)		20.88	20.84

(Md. Mizanur Rahman)  
DMD & CFO

(Md. Badrul Amin)  
Chief Executive Officer (c.c)

(Alhaj Md. Masud Hossain)  
Director

(Md. Jafar Ali FCS)  
Company Secretary

(Mohammed Musa)  
Chairman




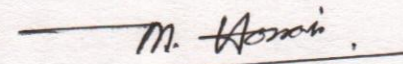
**CENTRAL INSURANCE COMPANY LTD.**

**STATEMENT OF PROFIT OR LOSS AND OTHER COMPREHENSIVE INCOME (UN-AUDITED )**  
for the period ended September 30, 2022


	January - September, 2022 <u>Taka</u>	January - September, 2021 <u>Taka</u>	July- September, 2022 <u>Taka</u>	July- September, 2022 <u>Taka</u>
<b>A. INCOME :</b>	<b>341,590,635</b>	<b>297,973,445</b>	<b>114,945,348</b>	<b>103,064,784</b>
Premium Less Re-Insurance (Note-19.00)	263,528,287	243,685,002	83,722,770	85,771,234
Re-Insurance Commission	19,668,798	17,766,287	6,277,288	6,862,776
Income from Investment and Other Sources (Note- 20.00)	60,280,852	59,766,599	23,814,539	19,860,732
Reserve for Unexpired Risks Adjustment	(1,887,302)	(23,244,443)	1,130,751	(9,429,958)
<b>B. EXPENDITURE :</b>	<b>212,288,629</b>	<b>162,185,171</b>	<b>69,731,103</b>	<b>45,162,270</b>
Claims less re-insurance	27,804,561	18,999,511	3,318,623	114,104
Management Expenses	139,875,992	124,488,788	53,238,414	44,678,919
Agent Commission	44,608,076	18,696,872	13,174,065	369,247
<b>C. PROFIT BEFORE TAX (A-B)</b>	<b>129,302,006</b>	<b>135,788,274</b>	<b>45,214,246</b>	<b>57,902,514</b>
<b>D. PROVISION FOR INCOME TAX</b>	<b>26,159,953</b>	<b>28,842,127</b>	<b>8,578,073</b>	<b>15,315,139</b>
<b>E. NET PROFIT AFTER TAX (C-D)</b>	<b>103,142,052</b>	<b>106,946,147</b>	<b>36,636,172</b>	<b>42,587,376</b>
<b>F. Earning Per Share (EPS) of Tk. 10 each (Note-21.00)</b>	<b>1.94</b>	<b>2.01</b>	<b>0.69</b>	<b>0.80</b>

  
(Md. Mizanur Rahman)  
DMD & CFO

  
(Md. Badrul Amin)  
Chief Executive Officer (c.c)

  
(Alhaj Md. Masud Hossain)  
Director

  
(Md. Jafar Ali FCS)  
Company Secretary

  
(Mohammed Musa)  
Chairman



# CENTRAL INSURANCE COMPANY LTD.


## STATEMENT OF CASH FLOWS (UN-AUDITED)


for the period ended September 30, 2022


		September 30, 2022	September 30, 2021
<b>A. CASH FLOWS FROM OPERATING ACTIVITIES:</b>	<b>Note</b>	<b>Taka</b>	<b>Taka</b>
Collection from Premium & Other Income		347,814,324	343,705,708
Management Expenses, Commission, Re-insurance & Claims		(211,552,359)	(206,618,079)
Finance Cost		(1,885,246)	(2,274,655)
Income Tax Paid		(25,940,246)	(27,458,722)
<b>Net Cash Flows from Operating Activities</b>	<b>22.00</b>	<b>108,436,473</b>	<b>107,354,252</b>
<b>B. CASH FLOWS FROM INVESTING ACTIVITIES:</b>			
Purchase of Fixed Assets		(16,218,202)	(19,180,239)
Bangladesh Government Treasury Bond		(28,654,755)	(100,000)
Investment (Share)		-	(30,940,000)
<b>Net Cash Flows from Investing Activities</b>		<b>(44,872,957)</b>	<b>(50,220,239)</b>
<b>C. CASH FLOWS FROM FINANCING ACTIVITIES:</b>			
Secured Overdraft		49,910,143	49,173,968
Dividend Paid		(90,113,522)	(29,895,369)
<b>Net Cash Flows from Financing Activities</b>		<b>(40,203,379)</b>	<b>19,278,599</b>
<b>D. NET CASH INFLOWS/(OUTFLOWS) FOR THE PERIOD (A+B+C)</b>		23,360,137	76,412,612
Opening Cash and Bank Balances		749,262,763	665,232,919
<b>CLOSING CASH AND BANK BALANCES</b>		<b>772,622,900</b>	<b>741,645,531</b>
<b>E. Net Operating Cash Flow Per Share (NOCFPS)</b>		<b>2.04</b>	<b>2.02</b>

  
**(Md. Mizanur Rahman)**  
 DMD & CFO

  
**(Md. Jafar Ali FCS)**  
 Company Secretary

  
**(Md. Badrul Amin)**  
 Chief Executive Officer (c.c)

  
**(Alhaj Md. Masud Hossain)**  
 Director

  
**(Mohammed Musa)**  
 Chairman



**CENTRAL INSURANCE COMPANY LTD.**  
**STATEMENT OF CHANGES IN EQUITY (UN-AUDITED)**  
for the period ended September 30, 2022


Particulars	Share Capital	Share Premium	Reserve for exceptional losses	General Reserve	Reserve for Fair Value of Shares	Dividend Equalization Fund	Fixed Assets Revaluation Reserve	Retained Earnings	Total
Balance as on 01-01-2022	531,448,230	56,167,900	346,035,510	29,000,000	(25,292,289)	22,500,000	1,515,174,398	147,607,400	2,622,641,149
Net Profit (after taxation)	-	-						103,142,052	103,142,052
Dividend Paid (Cash)-2021			-					(95,660,681)	(95,660,681)
Transfer to reserve for exceptional losses	-	-	26,352,829					(26,352,829)	-
Addition During the Period					(5,958,697)				(5,958,697)
Adjustment for Depreciation on Revalued Assets							(452,739)	452,739	-
Balance as on 30-09-2022	531,448,230	56,167,900	372,388,339	29,000,000	(31,250,986)	22,500,000	1,514,721,659	129,188,682	2,624,163,823

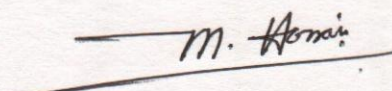
for the period ended September 30, 2021


Particulars	Share Capital	Share Premium	Reserve for exceptional losses	General Reserve	Reserve for Fair Value of Shares	Dividend Equalization Fund	Fixed Assets Revaluation Reserve	Retained Earnings	Total
Balance as on 01-01-2021	494,370,450	56,167,900	311,393,000	29,000,000	19,600,000	22,500,000	206,599,638	97,202,658	1,236,833,646
Net Profit (after taxation)	-	-						106,946,147	106,946,147
Dividend Paid (Stock)-2020	37,077,780		-					(37,077,780)	-
Dividend Paid (Cash)-2020			-					(29,662,231)	(29,662,231)
Transfer to reserve for exceptional losses	-	-	24,368,500					(24,368,500)	-
Balance as on 30-09-2021	531,448,230	56,167,900	335,761,500	29,000,000	19,600,000	22,500,000	206,599,638	113,040,293	1,314,117,561

  
(Md. Mizanur Rahman)  
DMD & CFO

  
(Md. Jafar Ali FCS)  
Company Secretary

  
(Md. Badrul Amin)  
Chief Executive Officer (c.c)

  
(Alhaj Md. Masud Hossain)  
Director

  
(Mohammed Musa)  
Chairman