






CENTRAL INSURANCE COMPANY LIMITED

STATEMENT OF FINANCIAL POSITION (UN-AUDITED)

As at March 31, 2022

		March 31, 2022	December 31, 2021
	<u>Note</u>	<u>Taka</u>	<u>Taka</u>
A. FIXED ASSETS :	2.00	1,936,897,336	1,932,877,319
B. CURRENT ASSETS :			
Stock of Stationery	3.00	578,889	573,567
Insurance Stamp in Hand	4.00	1,550,875	1,674,211
Investment	5.00	230,463,316	229,131,969
Interest, Dividend & Rent Outstanding	6.00	27,560,250	27,600,020
Amount due from other persons or bodies carrying on insurance business	7.00	272,595,537	244,509,418
Sundry Debtors & Advances	8.00	449,098,077	430,196,388
Cash and Cash Equivalents	9.00	773,070,258	749,262,763
Total Current Assets		1,754,917,202	1,682,948,336
C. CURRENT LIABILITIES :			
Sundry Creditors	10.00	638,300,410	617,860,752
Amount due to other persons or bodies carrying on insurance business	11.00	142,965,979	138,609,462
Dividend Payable		4,238,867	6,109,912
Estimated liability in respect of outstanding claims whether due or intimated	12.00	33,803,283	33,066,396
Balance of Fund & Account	13.00	144,693,452	139,671,757
Deposit Premium	14.00	67,421,838	57,866,227
Total Current Liabilities		1,031,423,830	993,184,506
D. NET WORKING CAPITAL (B-C)		723,493,372	689,763,830
E. NET ASSETS (A+D)		2,660,390,708	2,622,641,149
F. FINANCED BY :			
Share Capital	15.00	531,448,230	531,448,230
Share Premium	16.00	56,167,900	56,167,900
Reserve or Contingency Account	17.00	1,898,600,272	1,887,417,619
Retained Earnings		174,174,307	147,607,400
Total Shareholders' Equity		2,660,390,709	2,622,641,149
G. Net Assets Value Per Share (NAVPS) of Tk. 10 each (With Revaluation)	18.00	50.06	49.35
Net Assets Value Per Share (NAVPS) (Without Revaluation)		21.55	20.84
<div style="display: flex; justify-content: space-between; align-items: flex-end;"> <div style="text-align: center;">  (Md. Mizanur Rahman) DMD & CFO </div> <div style="text-align: center;">  (Md. Jafar Ali FCS) Company Secretary </div> </div> <div style="display: flex; justify-content: space-between; align-items: flex-end; margin-top: 20px;"> <div style="text-align: center;">  (Md. Zahid Anwar Khan) Chief Executive Officer </div> <div style="text-align: center;">  (Zoynal Abedin Chowdhury) Vice Chairman </div> <div style="text-align: center;">  (Mohammed Musa) Chairman </div> </div>			

CENTRAL INSURANCE COMPANY LIMITED


STATEMENT OF PROFIT OR LOSS AND OTHER COMPREHENSIVE INCOME (UN-AUDITED)

for the period ended March 31, 2022


	March 31, 2022	March 31, 2021
	<u>Taka</u>	<u>Taka</u>
A. INCOME :	115,432,182	111,139,148
Premium Less Re-Insurance (Note-19.00)	98,427,019	94,353,375
Re-Insurance Commission	6,653,470	6,020,927
Income from Investment and Other Sources	15,373,390	24,046,888
Reserve for Unexpired Risks Adjustment	(5,021,696)	(13,282,042)
B. EXPENDITURE :	67,624,854	63,931,603
Claims less re-insurance	5,688,920	9,912,257
Management Expenses	44,789,085	40,363,981
Agent Commission	17,146,849	13,655,365
C. PROFIT BEFORE TAX (A-B)	47,807,328	47,207,545
D. PROVISION FOR INCOME TAX	11,448,634	11,722,829
E. NET PROFIT AFTER TAX (C-D)	36,358,694	35,484,716
F. Earning Per Share (EPS) (Restated) of Tk. 10 each (Note-20.00)	0.68	0.67


(Md. Mizanur Rahman)
DMD & CFO


(Md. Jafar Ali FCS)
Company Secretary


(Md. Zahid Anwar Khan)
Chief Executive Officer


(Zoynal Abedin Chowdhury)
Vice Chairman


(Mohammed Musa)
Chairman


CENTRAL INSURANCE COMPANY LIMITED

STATEMENT OF CASH FLOWS (UN-AUDITED)


for the period ended March 31, 2022


		March 31, 2022	March 31, 2021
A. CASH FLOWS FROM OPERATING ACTIVITIES:	Note	Taka	Taka
Collection from Premium & Other Income		139,241,326	125,249,070
Management Expenses, Commission, Re-insurance & Claims		(102,995,058)	(69,601,013)
Finance Cost		(484,767)	(634,562)
Income Tax Paid		(9,012,441)	(5,885,901)
Net Cash Flows from Operating Activities	21.00	26,749,060	49,127,594
B. CASH FLOWS FROM INVESTING ACTIVITIES:			
Purchase of Fixed Assets		(8,255,287)	(7,584,415)
Investment (Share)		-	9,249,414
Net Cash Flows from Investing Activities		(8,255,287)	1,664,999
C. CASH FLOWS FROM FINANCING ACTIVITIES:			
Secured Overdraft		7,184,767	(6,715,438)
Dividend Paid		(1,871,045)	(1,994,570)
Net Cash Flows from Financing Activities		5,313,722	(8,710,008)
D. NET CASH INFLOWS/(OUTFLOWS) FOR THE PERIOD (A+B+C)		23,807,495	42,082,585
Opening Cash and Bank Balances		749,262,763	665,232,919
CLOSING CASH AND BANK BALANCES		773,070,258	707,315,504
E. Net Operating Cash Flow Per Share (NOCFPS) (Restated)		0.50	0.92


(Md. Mizanur Rahman)
DMD & CFO


(Md. Jafar Ali FCS)
Company Secretary


(Md. Zahid Anwar Khan)
Chief Executive Officer


(Zoynat Abedin Chowdhury)
Vice Chairman


(Mohammed Musa)
Chairman

CENTRAL INSURANCE COMPANY LIMITED

STATEMENT OF CHANGES IN EQUITY (UN-AUDITED)

for the period ended March 31, 2022

Particulars	Share Capital	Share Premium	Reserve for exceptional losses	General Reserve	Reserve for Fair Value of Shares	Dividend Equalization Fund	Fixed Assets Revaluation Reserve	Retained Earnings	Total
Balance as on 01-01-2022	531,448,230	56,167,900	346,035,510	29,000,000	(25,292,289)	22,500,000	1,515,174,398	147,607,400	2,622,641,149
Net Profit (after taxation)	-	-						36,358,695	36,358,695
Transfer to reserve for exceptional losses	-	-	9,842,702					(9,842,702)	-
Reserve for Fair Value of Shares					1,196,781				1,196,781
Revaluation Reserve							143,170	50,913	194,083
Balance as on 31-03-2022	531,448,230	56,167,900	355,878,212	29,000,000	(24,095,508)	22,500,000	1,515,317,568	174,174,307	2,660,390,708

for the period ended March 31, 2021


Particulars	Share Capital	Share Premium	Reserve for exceptional losses	General Reserve	Reserve for Fair Value of Shares	Dividend Equalization Fund	Fixed Assets Revaluation Reserve	Retained Earnings	Total
Balance as on 01-01-2021	494,370,450	56,167,900	311,393,000	29,000,000	19,600,000	22,500,000	206,599,638	97,202,658	1,236,833,646
Net Profit (after taxation)	-	-						35,484,716	35,484,716
Transfer to reserve for exceptional losses	-	-	9,435,338					(9,435,338)	-
Balance as on 31-03-2021	494,370,450	56,167,900	320,828,338	29,000,000	19,600,000	22,500,000	206,599,638	123,252,036	1,272,318,362


(Md. Mizanur Rahman)
DMD & CFO


(Md. Jafar Ali FCS)
Company Secretary


(Md. Zahid Anwar Khan)
Chief Executive Officer


(Zoynal Abedin Chowdhury)
Vice Chairman


(Mohammed Musa)
Chairman